



New Zealand Miniature Horse Association Inc

2019-2020
OFFICIAL RULE BOOK

Part B

OFFICIAL SHOW RULES

E

September 2016 Edition –

Note: All changes from previous edition are bold and underlined

© Copyright 2008 New Zealand Miniature Horse Association (Inc)

*No portion of this publication may be reproduced without the prior written consent of the
New Zealand Miniature Horse Association (Inc)*





Contents

Constitution and Rules

SHOW RULES	3
G - GENERAL RULES	3
G01 - BREED STANDARD OF EXCELLENCE - THE MINIATURE HORSE	3
G02 - PRESENTATION FOR SHOWING	4
G03 - ELIGIBILITY FOR SHOWING	4
G03.01 – General Rules	4
G03.02 - Minimum Age of Horses	5
G03.03 - Minimum Age of Handlers	5
G04 - DEFINITIONS	6
G05 - HEIGHT VERIFICATION	7
G06 - JUDGES	8
G07 - STEWARDS AND OFFICIALS	9
G08 - DRUGS AND ARTIFICIAL IRRITANTS	9
G08.01 - Drug Testing	9
G08.02 - Miscellaneous Prohibitions	11
G09 - PROTESTS	11
G09.01 - General	11
G09.02 - Protests Concerning Heights	11
G10 - RING PROCEDURE	12
B - BREED HALTER SECTION RULES	14
B01 - BREED HALTER SPECIFIC RULES	14
B02 - BASIS OF JUDGING	15
B03 – BREED HALTER WORKOUT	16
Diagram One - NZMHA Official In-Hand Workout No. 1	17
Diagram Two – Trial NZMHA In-Hand Workout (To be trialed at B Rated or Lower Hi-Point Shows Only)	18
Diagram Three – NZMHA Official In-Hand Workout No 2.	19
Diagram Four – NZMHA Official In-Hand Workout – May not be used at the National Show No. 3	20
B04 - SPECIALTY HALTER CLASSES	21
B04.01 - Best Presented	21
B04.02 - Showmanship	21
B04.02.01 - Diagram Three – Showmanship Instructions - “Quartering”	22
B04.02.02 - Diagram Four – Showmanship Pattern # 1	23
B04.02.03 - Diagram Five – Showmanship Pattern # 2	24
B04.02.04 - Diagram Six – Showmanship Pattern # 3	25
B04.02.05 - Diagram Seven – Showmanship Pattern # 4	26
B04.02.06 - Diagram Eight – Showmanship Pattern # 5	27
B04.02.07 - Diagram Nine – Showmanship Pattern # 6	28
B04.02.08 - Showmanship Championships	29
B04.03 - Colour	29
B04.04 - Best Head	30
B04.05 - Movement	30
B05 - NOVELTY HALTER CLASSES	30
B05.01 - Costume (Fancy Dress)	31
B06 - PROGENY CLASSES	31
B06.01 - Produce of Dam	31
B06.02 - Get of Sire	31
B07 - OWNER/BREEDER CLASSES	32
B07.01 - Breeders Award of Merit	32
B07.02 - Three by One Owner	32
B08 -SWEEPSTAKES CLASSES	33





SHOW RULES

Note: Changes from the previous edition are **bold and underlined**

G - GENERAL RULES

G01 - BREED STANDARD OF EXCELLENCE - THE MINIATURE HORSE

GENERAL IMPRESSION: A small, sound, well balanced horse, falling within the height restrictions as set out in Category A and B of Article 25 of the constitution and rules; possessing the conformation characteristics desirable of most breeds - in fact if there were no size reference the Miniature Horse might give the impression of being a full-sized horse. A Miniature Horse should show refinement and femininity in the mare, boldness and masculinity in the stallion; at the same time displaying impeccable temperament. The general impression should be one of refinement, symmetry, agility and an alert intelligence.

Since the breed objective is the smallest possible perfect horse, preference in judging shall be given to the smaller horse for its age, when other characteristics are approximately equal.

SIZE: must fall within the height restrictions set out in Categories A and B of Article 25 of the Constitution and Rules, when measured at base of the last hair of the mane.

HEAD: in proportion to the length of neck and body, broad forehead with large expressive eyes set well apart, comparatively short distance between eyes and muzzle, profile straight or slightly concave below eyes, clean refined muzzle.

TEETH: an even bite is necessary, no more than 3mm out. Parrot mouth or Monkey mouth will be discriminated against (Not disqualified).

EARS: medium sized, pointed and alert; tips curved slightly inward.

THROAT-LATCH: clean and well defined, allowing ample flexion of the poll.

NECK: flexible and lengthy in proportion to the body and style, blending smoothly into withers.

SHOULDER: long, sloping and well angulated, allowing a free-swinging stride and alert head/neck carriage, well-muscled fore arm.

BODY: well muscled, balanced and well proportioned, short back and loins in relation to the length of underline, smooth and generally level top line, trim barrel.

HINDQUARTERS: long well-muscled hips, thigh and gaskin, highest point of croup to be same height as withers, tail set neither excessively high or low but smoothly rounding off rump.

LEGS: set straight, true and squarely set when viewed from the side with hooves pointed directly ahead, pasterns sloping approximately 45 degrees and blending smoothly with no change of angle from the hooves to the ground. Hooves to be round and compact, and trimmed suitably but not excessively for an unshod horse.

GAIT: smooth and fluid gait in motion, naturally free flowing.

COLOUR: any colour or marking pattern is acceptable, **any eye colour is allowed**, the coat should be lustrous and silky.

TEMPERAMENT: good temperament is of the utmost importance - curious, alert, intelligent and friendly. Poor or vicious temperament is considered a fault.





G02 - PRESENTATION FOR SHOWING

The permissible methods of presentation for showing the registered Miniature Horse are:

- (a) Freshly clipped, **or**
- (b) clipped with a new coat established, **or**
- (c) in a natural condition

as long as in all the above the horse is neat, healthy and well presented;

- (d) mane and tail are to be natural and free flowing in Halter events;
- (e) hooves are to be unshod in Halter and In Hand events. Only horses 36 months and over showing in driving events at the show are allowed to be shod in Halter and In Hand classes. These shod horses are to enter the ring last and are to keep a safe distance from all other entrants;
- (f) hooves may be shod in the normal manner for driving events;
- (g) manes and tails may be plaited in jumping, obstacle, and driving events;
- (h) whether the horse is presented clipped or in natural coat it is permissible to remove the whiskers from the muzzle, nostrils, and jowl, the hair from within the ears, the "feather" from the fetlocks, a portion of the mane from behind the poll in order to enhance the outline of the horse, and the bottom edge of the tail may be trimmed clear of the ground;
- (i) alteration of the natural colour of the coat, mane, and tail is not permitted; however, discreet use of equine makeup, and the use of dye to return a sun bleached mane and/or tail to its natural colour, is allowed.

General preparation and presentation will be at the discretion of the owner, but the New Zealand Miniature Horse Association Incorporated (NZMHA), states that the horse must be shown in its best possible visual and health advantage in order to promote the Miniature Horse breed as one of beauty, intelligence and gentleness. Note: "Circus" or "Cute" type presentation is not relevant for any event, other than costume classes.

G03 - ELIGIBILITY FOR SHOWING

G03.01 – General Rules

- (a) Shows will be open to any horse registered with NZMHA, **whose exhibitor is able to prove valid current registration.** (Senior stallions must have had their Stallion Soundness Certificate lodged with the Registrar)
- (b) To enter a show the exhibitor must use the complete name and number of the animal as it is shown on the horse's registration certificate. No substitutions or changes are acceptable, except in the case of "pet" names used for entry at "informal" or "fun" days where the Show Management deems this appropriate. Horses shown under false identity will be automatically and immediately disqualified by the Show Management; the protest fee is waived. Entry forms must be completely filled out for all shows, and must not be accepted by the show management until all information has been listed, copies of registration papers made available if requested, and the entry form signed by the exhibitor.
- (c) Horses may be shown if the exhibitor furnishes proof that the registration application has been received at the office of the Registrar of the New Zealand Miniature Horse Association Incorporated with all requirements met prior to the show. Show Management shall accept as proof only a signed statement from the New Zealand Miniature Horse Association Registrar's office, or verbal verification from the same to the Show Manager, that the horse can be shown.





Where a horse is leased, notice of registration of the lease must have been received at the office of the Registrar with all requirements having been met at the time of entry to the show.

- (d) The Show Management shall have the right to waive (a), (b), (c) when they declare a show to be "Open" in which case the word "open" shall appear clearly in the programme.
- (e) No horse shall be shown at a NZMHA Affiliated Club show, Regional show or National Show without a valid NZMHA Show Height Certificate.

Such certificates shall be deemed to be valid for:

- (i) A 3 month period from the date of measuring for foals, yearlings and horses two years of age.
- (ii) A 6 month period from the date of measuring for horses three years and over but under five years.
- (iii) A 12 month period from the date of measuring for horses five years and over..
- (iv) For all NZMHA Regional & NZMHA National Shows (including the Council nominated alternative AAA Show), no height certificates for yearlings or foals are to be older than 45 days old
- (v) Any NZMHA registered horse when reaching the actual age of 7 years may obtain a NZMHA Life Measure, which must be carried out at an official NZMHA measuring day.

NZMHA Affiliated Clubs may issue "Day Certificates" where a show is deemed to be "Informal" or "Fun" by the Affiliated Club Show Management where appropriate.

- (f) Where a NZMHA Regional, NZMHA National or NZMHA Affiliated Club Premier Show is held on private property no person with ANY interest in the property (financial or otherwise (including residing on the property or associated properties, employed on the property etc.)) is to exhibit and/or handle ANY horse at the show. Likewise no horse owned, or sold or leased out within the last three months by any person with ANY interest in the property shall be shown at the show.

G03.02 - Minimum Age of Horses

<u>Discipline</u>	<u>Minimum Actual Age</u>
ALL (i.e. in order to be shown or present at any show)	two (2) months
Trail at Halter	twelve (12) months
Trotting over Poles	twelve (12) months
Long Reining	twenty four (24) months
Hunter – Introductory	twenty four (24) months
Hunter	thirty six (36) months
Jumper	thirty six (36) months
Six Bar Jumper	thirty six (36) months
Harness classes (except Long Reining)	thirty six (36) months
Fault and Out	thirty six (36) months

Note: No horse under the actual age of twenty four (24) months may jump ANY jump on the show grounds

G03.03 - Minimum Age of Handlers

<u>Discipline</u>	<u>Minimum Age</u>
Line Deleted	
Youth and Junior Youth classes	Five (5) years <u>(Note 1)</u>
All other classes	Nine (9) years
ALL "Jumping" Classes (eg. Trotting Poles, Introductory Hunter, Hunter, Jumper, Fault & Out, Six Bar Jumper)	Nine (9) years
Driving classes excluding Multiple Hitch	Nine (9) years – (Note 2)
Driving – Multiple Hitch	Eighteen (18) years





Note: The age of handlers for all purposes including stallion-handling shall be taken as at 1 August of the current show season.

Handlers 8yrs and under may have an adult supervisor in the arena without penalty. The adult supervisor must have an additional (separate) lead rein attached to the halter at all times. Any handler that has limited/special needs is to be allowed to have an approved assisting handler with them in the ring.

Note 1: - with the exception of 5 years old, who are allowed to show from their actual 5th birth date.

Note 2: - Handlers under the specified minimum age may compete in these classes **WITH** an adult supervisor (as above) or co-driver (refer safety driving rules) without penalty.

Special Considerations for Stallions:

- NO Youth may drive a stallion on the show grounds.
- NO Youth 12 years and under may show or handle on the show grounds a stallion of any age, other than a current season's foal.
- NO Youth 13 years and over but less than 16 years may show a stallion other than a current season's foal or yearling.

Youth in Novelty classes (e.g. costume), with or without the presence of an adult supervisor, are NOT EXEMPT from this ruling.

G04 - DEFINITIONS

(a) For all Performance classes where separation of classes is desired the following definitions shall apply:

Novice – Horses having less than six (6) first placings against competition (ie. At least one other competitor in the class) at an NZMHA Hi-Point Show.

Open – Horses having six (6) or more first placings against competition (ie. At least one other competitor in the class) at an NZMHA Hi-Point show.

Notes:

- Wins in classes at non Hi-Point / 'informal show', 'fun days' and A&P shows are not to be counted;
- Where a Novice Horse wins champion against an open horse this is to be counted as a first placing against competition.
- Horse may enter Novice or Open – not both.

(b) For all Showmanship/Handler, Driver/Whip or equivalent classes, or other Handler-related classes, the following definitions shall apply:

Novice – Handler/Whip having less than six (6) first placings against competition (ie. At least one other competitor in the class) at an NZMHA Hi-Point Show.

Open – Handler/Whip having six (6) or more first placings against competition (ie. At least one other competitor in the class) at an NZMHA Hi-Point show.

Notes:

- To qualify for open status, a horse must win 6 classes against competition in any event where there are both novice and open classes offered for that event. For example, this means a Fault and Out win does not count as a win towards Open status in Hunter and a win in a Youth Hunter/ Trail/ Harness class does not count towards Open status and so on.
- Wins in classes at non Hi-Point / 'informal show', 'fun days' and A&P shows are not to be counted;
- Where a Novice Handler/Whip wins champion against an open horse this is to be counted as a first placing against competition.
- Horse may enter Novice or Open – not both.





Child - Handler of either gender 8 years and under

Youth - Handler/Whip of either gender 17 years and under

Junior Youth - Handler/Whip of either gender 12 years and under

Senior Youth - Handler/Whip of either gender 13 years and over but under 18

Adult - Handler/Whip of either gender 18 years and over.

Lady - Female Handler/Whip 18 years and over.

Gentleman - Male Handler/Whip 18 years and over

Masters - Adult Handler/Whip of either gender 45 years and over

Note: All ages are as at the 1st August of the current show season.

- (c) Further subdivision of such segregated classes at 'informal' or 'fun' days shall be at the discretion of the Show Management.

G05 - HEIGHT VERIFICATION

- (a) The show age of the horse is determined from the 1st of August preceding its birthday. On the 1st of August following its birth the horse is deemed to be a yearling with the following exception:

If the horse is less than 31 days old on August 1st AND provided that the NZMHA Registrar is satisfied that the foal was born to a mare whose first breeding date was on or after 1st September, the horse will be deemed to have been born on August 1st for registration and all other purposes and the horses registration will record a birth date of 1st August.

Category A:

No Category A Horse shall exceed 34 inches in height.

Foals/Weanlings must not exceed 30 inches

Foals / weanlings with an actual age of between 2-4 months not to measure 29" or over.

Yearlings must not exceed 32 inches

Two Year olds must not exceed 33 inches

Category B:

No Category B Horse shall exceed 38 inches in height

Foals/Weanlings must not exceed 33 inches

and must also conform to the following minimum heights:

Foals/Weanlings with actual age of between 2 and 4 months not to be less than 28"

Foals/Weanlings with actual age of 5 months or greater not to be less than 29"

Yearlings must be over 31 inches but must not exceed 36 inches

Two year olds must be over 32 inches but not exceed 37 inches

Horses three years and older must be over 33 inches.

Note: An allowance of ¼ inch shall be made for horses shod for the purposes of competing in harness events. Such horses must be of a minimum actual age of Thirty Six (36) months.

The following heights divisions to apply for foals/yearlings:

Foals Cat A 28" and Under

Over 28" and up to and including 30"





- Foals Cat B 31" and under
 Over 31" and up to and including 33"
- Yearlings Cat A 30" and under
 Over 30" and up to and including 32"
- Yearlings Cat B Over 31" and up to and including 34"
 Over 34" and up to and including 36"

- (b) Where required the horse's height must be verified on a hard level surface, preferably concrete or paved, by **an Approved Measurer and witnessed by an Approved Measurer**. The measuring device used to measure all horses must be a NZMHA Official Calibrated Measuring Stick,
- (c) Management shall announce the time and place for height verification, and the level area shall be clearly marked to ensure all horses are measured in the same spot.
- (d) The height verification of the Miniature Horse shall be determined as per Rule 10 of the General Rules and Regulations.
- (e) The current height details including date of measuring taken from the most recent NZMHA height certificate of all exhibits at NZMHA National Show, NZHMA Regional Shows & NZMHA Affiliated Club Shows shall be posted for public inspection prior to the commencement of judging on the day(s) of the show.

G06 - JUDGES

- (a) Where possible, all Miniature Horse events will be judged by a recognised or accredited horse judge. Accreditation of Miniature Horse Judges is under the jurisdiction of the NZMHA Licensed Officials Committee.

Prospective judges may be nominated by a member, whereby the judge will be invited to actively learn about Miniature Horses as a distinct and identifiable breed. Any judges hired to judge a Miniature Horse Show or class are required to acquaint themselves with the breed standards and official show rules, and are expected to comply with those rules.

- (b) For the NZMHA AAA rated show (National Show) the Regional Delegates and Council Members may submit to Council the names and resumes of one, or more, qualified Miniature Horse judge(s) who have not judged a AAA rated show, in the same island, for a period of at least three (3) years. NZMHA Council shall select, from the names submitted, the judge(s) to be invited to judge the AAA show, including any futurity and youth events. When acceptances are received from the selected judges, Council shall appoint one judge as the "Call Judge" and the remaining judges shall be balloted for the judging of any futurity or youth events. The invitation to the AAA rated show judge(s) shall include a stipulation "*that the judge(s) shall not judge at any horse show where the miniature exhibits may be presented to them for judging, prior to the AAA rated show during the same show season*". All Judges names shall be published to members at least one month prior to the AAA show.
- (c) It is considered inappropriate for a judge to attend a show, exhibitor's party, or any other activity connected with a show on the day previous to the show at which he/she is officiating, where that party or activity may cause the said judge to have contact with a breeder, owner, or exhibitor of a Miniature Horse entered in the following days show.





- (d) It is considered inappropriate for a judge to visit the horses' stall area, or speak with owners, trainers, exhibitors or owners' representatives, or inspect or discuss any horse entered in the show before judging has been completed.
- (e) Some explanation as to the placement of the horse may be sought of the judge through the steward by making an appointment for AFTER the conclusion of the show.
- (f) No horse may be shown before a judge that has been sold by the said judge or by his/her employer, within a period of one year prior to the show. No horse may be shown before a judge that has been trained by the said judge within 90 days prior to the show. No horse owned by the family members of the judge may be shown, and family members of the judge are ineligible to be exhibitors at that show. For the purpose of this rule "training" shall be deemed to include any form of continuous, repeated or regular activity designed to bring the animal to a desired condition.
- (g) Judges are to be named on Show Schedules and Catalogues of Entries and approved by the NZMHA Licensed Officials Committee.
- (h) No judge may judge two Regional Shows within 150 kilometers within 30 days of each other.
- (i) The Judge or Judges for the National Show may not judge any Regional Show in the same island in the same season.
- (j) Judges are not permitted to touch the horses at any time other than when fixing the ribbon.

G07 - STEWARDS AND OFFICIALS

Any reputable person may act in the capacity of ring steward. The ring steward(s) must help the judge, not advise him/her. The steward must carefully refrain from discussing, or seeming to discuss, the horses or exhibitors with the judge.

It is mandatory that show managers, ring stewards, and any paid employees of that show and their immediate family or entities, refrain from showing or having horses shown that are registered in the above person's names, where they are officiating or employed, other than with the express authority of the Show management.

Safety Officer – Each show should have Safety Officers appointed and listed on the Schedule / Catalogue.

G08 - DRUGS AND ARTIFICIAL IRRITANTS

G08.01 - Drug Testing

Drug Testing may occur at NZMHA National and Regional shows or any show run under NZMHA Show Rules with the express advance written permission of the NZMHA Council. Such permission may only be sought by the Show Committee. The obtaining of such permission does not make Drug Testing at the show mandatory.

If drug testing is to take place the rules outlined below are to be adhered to:

- (a) As a condition for participation in any show, every owner, trainer, handler and exhibitor agrees to submit any horse entered by same to inspection by a Veterinarian appointed by the NZMHA Council, (or the Show Committee if the NZMHA Council chooses to delegate), and agrees to have such animal submitted to a drug test. NZMHA specifically reserves the right to have tissue, blood, saliva or urine samples taken for laboratory analysis from any horse entered for competition in order for said samples to be carried out within fourteen (14) days of the sample being taken with the results being sent to the Show Secretary whom shall forward complete copied to both the NZMHA Council and the registered owner of the horse within seven (7) days of the results being received.





- (b) Any show at which Drug Testing may occur must have “Drug Testing May Occur” clearly marked on all Catalogues and Entry Forms. The Entry Forms must include a declaration for the owner, trainer, handler and/or exhibitor to sign agreeing to these rules.
- (c) A Drug Testing Levy of \$1.00 per horse may only be charged at shows at which Drug Testing may occur.
- (d) Horses shall be randomly selected. This shall be by means of a public ballot draw of the horse numbers entered and shall be drawn by a non-competitor prior to the commencement of competition. The draw shall take place in the centre of the show ring. Any/all competitors shall be entitled to check the ballot numbers prior to the draw and to observe the actual draw taking place. The owner, trainer, handler and exhibitor of the horse(s) selected shall be advised as to their selection prior to the commencement of the competition and required to present the horse for examination and testing at a time to be no earlier than immediately after the completion of the classes that the horse is entered in or has won through to (i.e. Champion and Supreme).
- (e) The Show Protest Committee shall be responsible for ensuring:
- That the horse is presented for testing
 - That these rules are adhered to
 - That the samples are forwarded for testing
- (f) The list of prohibited substances shall be established and reviewed/maintained by the NZMHA Council on an annual basis prior to the 31st of August each year and shall remain in force without alteration/amendment for the entire show season. The “Prohibited Substances List” will include “Masking Substances” that are known to interfere with the detection of “Prohibited Substances”. Detection of a “Masking Substance” will result in the same penalties as if a prohibited substance has been administered.
- Said list shall be circulated to all members of NZMHA including affiliated clubs by no later than September 30 each year. Said list shall be deemed to form part of the NZMHA show rules.
- (g) Refusal of an owner, trainer, handler and exhibitor to submit the horse for examination once it has completed competition on the day, or to cooperate with the testing Veterinarian or his/her appointee, constitutes a violation of the drug testing regulation and subjects the owner, trainer, handler and exhibitor to the same penalties as if a prohibited substance has been administered.
- (h) The owner, trainer, handler and exhibitor are responsible for a horse’s condition and must be familiar with the regulations concerning prohibited substances including the Prohibited Substance List.
- (i) If a horse requires therapeutic medication which an owner, trainer, handler or exhibitor feels might test positive for a prohibited substance the following procedure should be followed.
- The medication must be administered by a licensed Veterinarian.
 - The Veterinarian must provide a written statement that identifies the horse (name, colour, age, identifying markings (if any) and sex) and includes the name of the medication, the diagnosis for which it was prescribed, the dosage administered and the date(s) and time(s) of administration. This statement must be signed and dated by the Veterinarian and owner, trainer, handler and exhibitor.
 - The Veterinarian statement must be filed with the Show Secretary at least one hour prior to the exhibition of the horse in any class.
 - The Show Secretary must sign the Veterinarian statement and record the date and time it was received on it.
- (j) When a positive drug test report is received by the NZMHA Council procedures for discipline shall be set out NZMHA Constitution and Rules.





G08.02 - Miscellaneous Prohibitions.

- (a) Any horse showing evidence of the use of ginger or other irritants to produce higher tail carriage shall be disqualified.
- (b) Switches, artificial tails or manes, and high spoon cruppers are prohibited.
- (c) No horse having surgery for purely cosmetic purposes will be permitted to show. Similarly, no horse having had surgery to correct faults will be permitted to show.
- (d) Ribbon, braids, all decorative appurtenances and stallion tack (excluding bits) are not permitted in Halter classes.
- (e) Horses must not be shod except where provided in Presentation for Showing G02.(e) or G02.(f). No pads, wedges, chains, nor weighted ankle boots are allowed.

G09 - PROTESTS

G09.01 - General

All protests, including those relating to show organisational matters (eg. show equipment, ring size, actions by show officials etc.), shall be handled according to the following:

- (a) Any protest must be made in writing to the Show Manager no later than one hour after the alleged incident. The protest shall be accompanied by a \$50.00 fee in cash, which shall be returned to the protestor in the event the protest is sustained. If the protest is not sustained the fee shall be forfeited.
- (b) Any protests shall be adjudicated by a protest committee of three show officials not involved in the incident/dispute. The Protest Committee shall be named on the Catalogue and posted on the day(s) of the show.
- (c) The show protest committee shall meet promptly and adjudicate the issue, make effective its decision upon the parties in interest and report its determination to all parties. A show protest committee may disqualify a competitor and or his/her entries for the duration of the show.

G09.02 - Protests Concerning Heights

- (a) When a protest is lodged involving a horse's height the horse must remain under supervision of a show official until such time as the horse can be measured. Measurement of protested horse must take place within 15 minutes of protest and the horse must not have its hooves trimmed. A horse being protested on height can only be protested within 30 minutes of its first class.
- (b) The animal shall be re-measured by a designated measurer for the New Zealand Miniature Horse Association. Such designated measurer shall not be either the measurer or witness on the height certificate the horse is being shown on.
- (c) All measurements must take place in the direct view of the owner/trainer of the protested animal and the individual who filed the protest. It is recommended that the measuring in relation to protests for height be videoed
- (d) Three measurements shall be taken, then added together, then divided by three. The result shall be deemed to be the height of the horse.
- (e) Any animal submitted for an official measurement must not show signs of lameness. If lameness is present





this shall result in disqualification of the animal for the remainder of the show.

G10 - RING PROCEDURE

- (a) Horses are to enter the ring by back number order.
- (b) Dress - It is a tradition of the show ring that all handlers and drivers are correctly attired for the class. Management may bar any entry or person from entering the ring if not suitably attired to appear before an audience.

Hacking and English ridden showing turnout (i.e. jodhpurs/breeches, riding boots, velvet cap/helmet) is not allowed, except for handlers 8 years and under, or where the class calls for it. Western style turnout is allowed, as are quality dress-blue jeans when worn in combinations with the following plain short or long-sleeved blouse (with collar) or a plain short or long sleeved shirt. Alternative dress would allow for smart trousers, or skirts.

Ties, hats and jackets are to be worn at the discretion of the exhibitor, in accordance with the particular show entered into. Suitable footwear is a necessity for all classes - only boots or closed in flat shoes are allowed with the exception of Performance Classes (e.g. Hunter) where safety requires different footwear e.g. sports shoes.

At all times the exhibitor of a registered Miniature Horse must be aware that both horse and handler are on display, and hence present themselves in a neat, appropriate manner in order to promote the breed and Association in an appealing and proper way.

No competitor shall wear any badge, pin or item of clothing in the ring which might identify them with any organization or society or otherwise.

- (c) All horses, including foals, should be led and shown throughout an entire class by the same person. Should additional handlers be required due to physical limitations or emergencies, the ring steward must be notified. At no time will handlers let horses stand unattended except when the class calls for it.
- (d) Any person with diminished mobility or a disability which prevents them from meeting the show rule requirement in the ring will be permitted an assistant upon request, to enable them to compete in any class. The request must be made to the ring steward, prior to entering the ring.
- (e) Names of horses being exhibited will not be made known to the judge prior to the show. No stud name, farm, individual or horse name may be displayed on an exhibitor, horse, harness, vehicle, driver or header, except where the class demands it (e.g. Harness - authentic-type turnout).

Exhibitors will be issued a number for each horse, to be displayed on the back or arm of the handler whenever the horse is in the arena/ring. The number will stand for the entire show.

- (f) Conduct designed to distract the horse, or otherwise interfere with the showing of an exhibitor's horse, will not be tolerated. Exhibitors must take care to ensure that actions intended to make their horse show can not be deemed to be distracting to other exhibitors/exhibits.

Offenders will be asked to leave the show area. If the offender is an exhibitor, he/she will be excused from the ring and barred from the show area for the duration of the show. His/her horses, however, may compete.

- (g) An unruly horse may be excused from the ring by the judge or ring steward for safety reasons.
- (h) Cruelty, abuse, or inhumane treatment of any horse in the show ring, stable area or elsewhere on the show grounds whether the horse is entered or not will not be tolerated by show management, and the offender and their exhibits will be barred from the show area for the duration of the show.
- (i) Conduct by a member, an exhibitor, trainer, owner, or immediate family member, of an unsportsmanlike,





abusive, or detrimental nature will not be tolerated by the Show Management; including, but not limited to, threatening, abusive, or intimidating conduct (physical, verbal, or written) toward any show official or fellow exhibitor. Any person(s) guilty of such conduct should be reported immediately to Show Management.

The Show Management must suspend the offender for the duration of that show. The Show Management must notify the Council of the Association in writing within seven (7) days of the offense.

Any person accused of such unseemly behaviour may appeal his/her case to the Council of the Association, which shall render a decision. If found guilty such a person may be banned from further participation in New Zealand Miniature Horse Association activities for such time as NZMHA Council may decide. The decision will be published in the official publication of the Association.

- (j) Exhibitors and/or owners and/or trainers may not protest to the judge directly, or by interference, the placing of any horse. Any person(s) guilty of such conduct will be excused from the ring and forfeit any awards received at that show and the right to show in any additional classes at that show. No entry fees will be refunded.
- (k) It is the exhibitor's responsibility to present the horse to the gate in time for judging. If the gate is required to be held for any foreseeable reason (e.g. changing equipment), the Gate Steward must be notified at least two classes in advance that a Halter Break is required. The length of time given for the 'Halter Break' will be limited at the discretion of the Gate Steward.
- (l) If a horse is to be scratched from a class the Gate Steward must be notified prior to the start of the class.
- (m) No horse may enter the arena except whilst actually competing or receiving awards, with the exception of the 10 minute warm up prior to each harness division. Horses taken into the ring where Performance equipment is set up may be disqualified from those classes.
- (n) Horses eligible and entered must show to the completion of a class (including qualifying rounds, work offs, and Championships) unless excused by the Show Manager or Judge.
- (o) Show Management may reserve the right to combine or cancel classes, as required, where lack of entries warrants it.

Where a class is cancelled, and no alternative class can be offered for those entered, entry fees for that class will be refunded in full. Show Management may reserve the right to subdivide classes where large entries warrant it.

- (p) At all times the competition arena and collecting area shall be kept clear of **ALL** miscellaneous equipment not required for the judging of the class in progress.

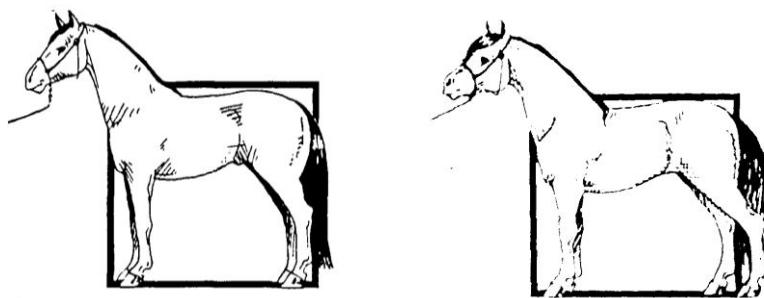




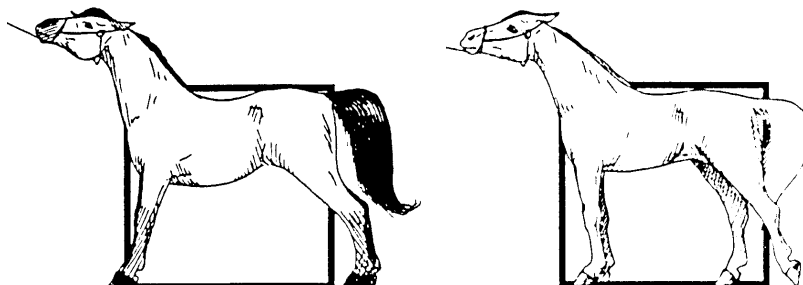
B - BREED HALTER SECTION RULES

B01 - BREED HALTER SPECIFIC RULES

- (a) Classes may not enter arena until all awards from previous class have been presented; except at the direction of the gate steward.
- (b) The horse may be presented with the head and neck slightly raised, but horses are not to be shown stretched. All four feet must be flat on the ground, with at least one front leg and one rear cannon bone remaining perpendicular to the ground. **STRETCHED HORSES WILL BE PENALISED** after the initial warning by the Judge(s) in each class. (see following diagrams)



ACCEPTABLE



UNACCEPTABLE

IT IS PERMISSIBLE TO HAND SET THE HORSE (i.e. physically move the horse's foot/leg with exhibitor's hand.)

- (c) Whips and Canes in Halter Classes - All whips or canes used in Halter classes must be no more than thirty inches in length (including flapper).
- (d) The announcer/gate steward shall announce when the gate is OPEN for each class to enter the arena. **It is the responsibility of the EXHIBITOR to be on time for their classes. It is the responsibility of the EXHIBITOR to check their number in with the gate steward.** Halter Breaks must be requested in the appropriate manner (General Rules – Ring Procedure).
- (e) Championship Classes
 - (i) It is mandatory that all 1st and 2nd place getters in classes that have champions/grand champions awards show in the line up. Failure to do so without reasonable cause will be immediate disqualification for that horse for the rest of the show.
 - (ii) Must include first and second place winners from the appropriate classes. All first and second place winners must show in their respective Championship classes.





The second place winner from the class providing the Champion and other first place horses will then be eligible for Reserve Champion.

- (iii) Championship classes must line up for judging with the first place winner of the appropriate classes in front and the second place winners behind - see diagram:

x First place winner x First place winner
x Second place winner x Second place winner

Judge(s) to mark score sheets before results are announced

- (f) Supreme Halter Champion Classes

- i. Supreme Halter Champion shall be judged from ALL age-group Halter Championship winners of the corresponding Height Category.
- ii. Reserve Supreme Halter Champion shall be judged from the remaining Champions and the Reserve Champion to the Supreme winner.
- iii. Horses shall line up in profile as follows:

X Champion Youngstock Filly (Reserve behind)
X Champion Youngstock Colt (Reserve behind)
X Champion Youngstock Gelding (Reserve behind)
X Champion Mare (Reserve behind)
X Champion Gelding (Reserve behind)
X Champion Stallion (Reserve behind)

- (g) Ribbons

Ribbon colours will be as follows:

1st Place = RED, 2nd Place = BLUE, 3rd Place = YELLOW, 4th Place = GREEN

Additional places (5th-10th) if required, any colours are acceptable.

Champion and Reserve Champion ribbon colours are at the discretion of the ribbon maker/show organiser.

Supreme and Reserve Supreme Champion ribbon colours are at the discretion of the ribbon maker/show organiser.

- (h) If over 12 entries in any halter breed class the class is to be split with the class divided into 2 classes.

Youngstock classes to be split as follows:

- (i) if over 12 entries in Foal Classes they are to be split by combining the heights of all the entrants in that class and the class divided by the median height..
- (iv) if over 12 entries in Yearling Classes they are to be split by combining the heights of all the entrants in that class and the class divided by the median height.

B02 - BASIS OF JUDGING

- (a) ALL horses are to be shown in hand at the walk and trot. Horses are judged on the following in the order of priority shown:





1. Conformation,
2. Way of Going,
3. Quality,
4. Presence,
5. Type.

- (b) Horses must be viewed in motion from the side, and moving directly towards and directly away from the Judge(s).
- (c) It is of the utmost importance that Judges realise that there are several different types of Miniature Horses, and that in each class the horses are to be judged as to the best horse of all types to be the winner.
- (d) Judges should not be prejudiced to the horse type of his/her background. However, if two horses are considered equal in 1, 2, 3, and 4, then the judge will quite naturally place the horse of his/her preference.
- (e) There shall be no equal placings. In the case of two animals being judged equal, the higher placement shall be awarded to the **SMALLER ANIMAL**. However, **IN NO CASE**, shall a smaller horse be placed over a larger horse with better conformation.

B03 – BREED HALTER WORKOUT

- (a) All horses are required to work out utilising the **NZMHA Official In-Hand Workout** irrespective of age. No workout is required for Best Presented, Colour and Head classes.
- (b) The horse is judged from the time it enters the ring.
- (c) The horse enters the arena at a WALK for a minimum of five metres before moving clockwise to a designated point approximately 10 metres from the gate, usually marked by a cone, at which point the horse is to proceed at a trot along the rail allowing the Judge(s) to view the horse from the side at a walk and trot.
- (d) The next horse is not to enter the arena until acknowledged by the Judge(s).
- (e) The Ring Steward is to line the horses up on the rail, head to tail.
- (f) Once all the horses in the class have entered the arena and are lined up on the rail the Judge(s) walk the line and are shown **(on request) the horse's teeth** (including foals and geldings). The Judge(s) **may** check senior stallions (4 years and over) for the visible presence of two testicles.
- (g) Once the line inspection has been completed each horse is called out of the line up by the Ring Steward when so requested by the Judge(s). From the line-up the horse is walked out, turned to the right and walked straight to the Judge(s). Once past the Judge(s) the horse is trotted straight away from Judge(s) turning right at the rail and lined up nose to tail on an inside line as per diagram so the Judge(s) can see horses from either side.
- (h) A proposed new Halter Workout has been included and may be used for B RATED Shows only.

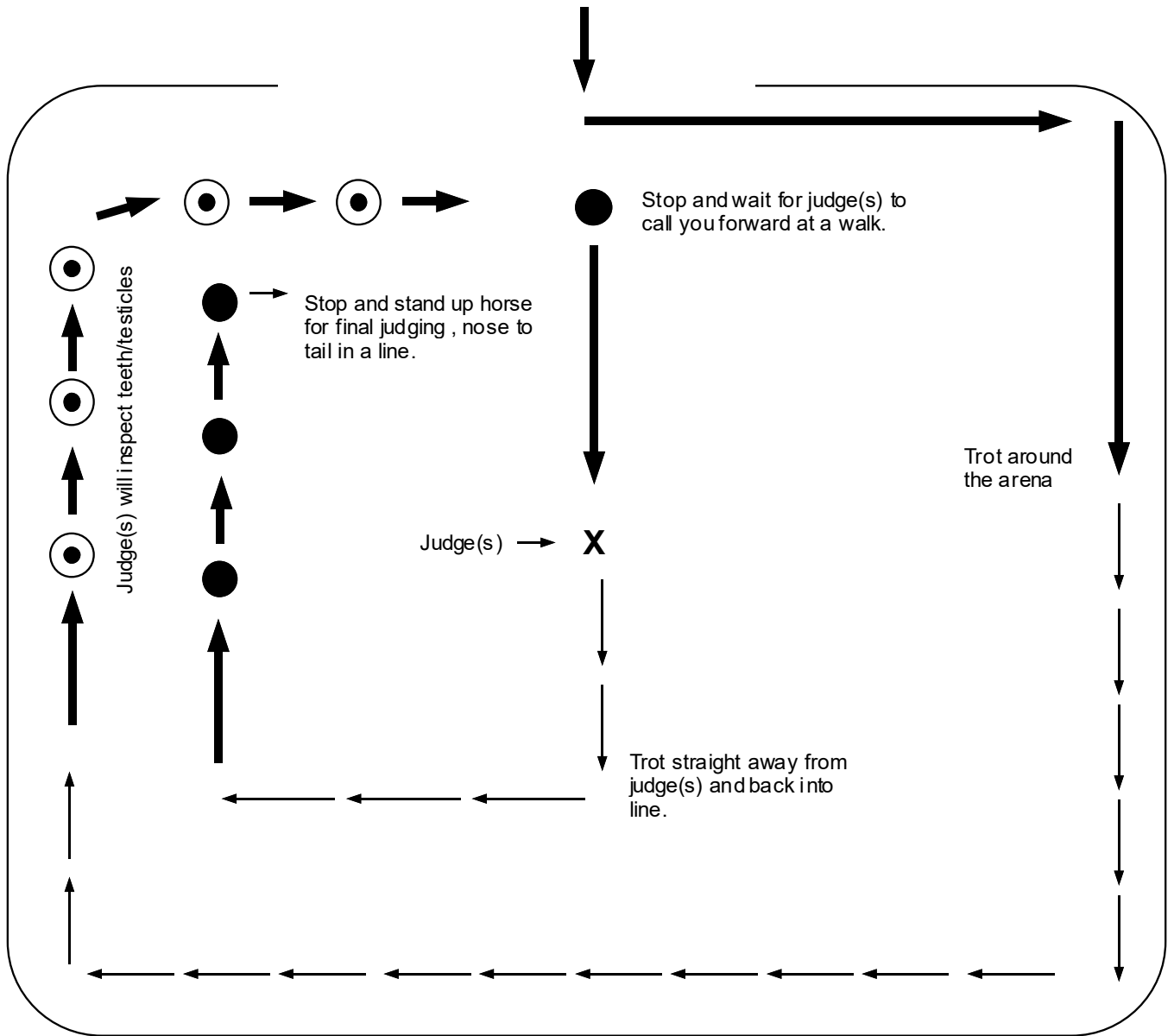
Refer to diagrams below.





Diagram One - NZMHA Official In-Hand Workout No. 1

ENTRANCE - Enter at walk, at least five metres



= walk

= trot

= Stop

= Stop your horse and wait for the ones in front of you to move forward, you may stand or set your horse up. The judge(s) will walk the line up, show horses teeth. Judge(s) will check senior stallions for testicles.





Diagram Two – Trial NZMHA In-Hand Workout (To be trialled at B Rated or Lower Hi-Point Shows Only)

ENTRANCE – Enter at walk, at least five metres

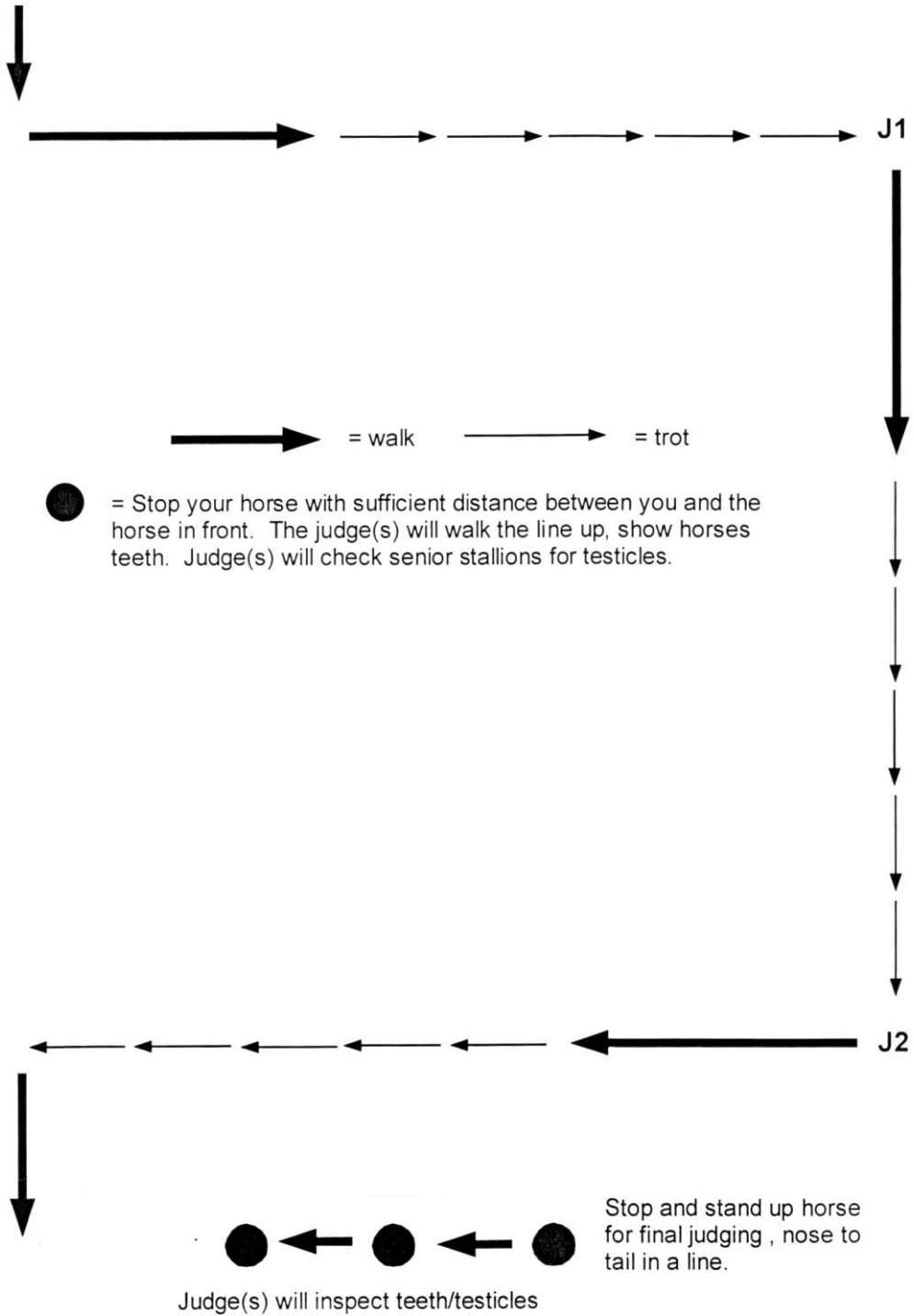
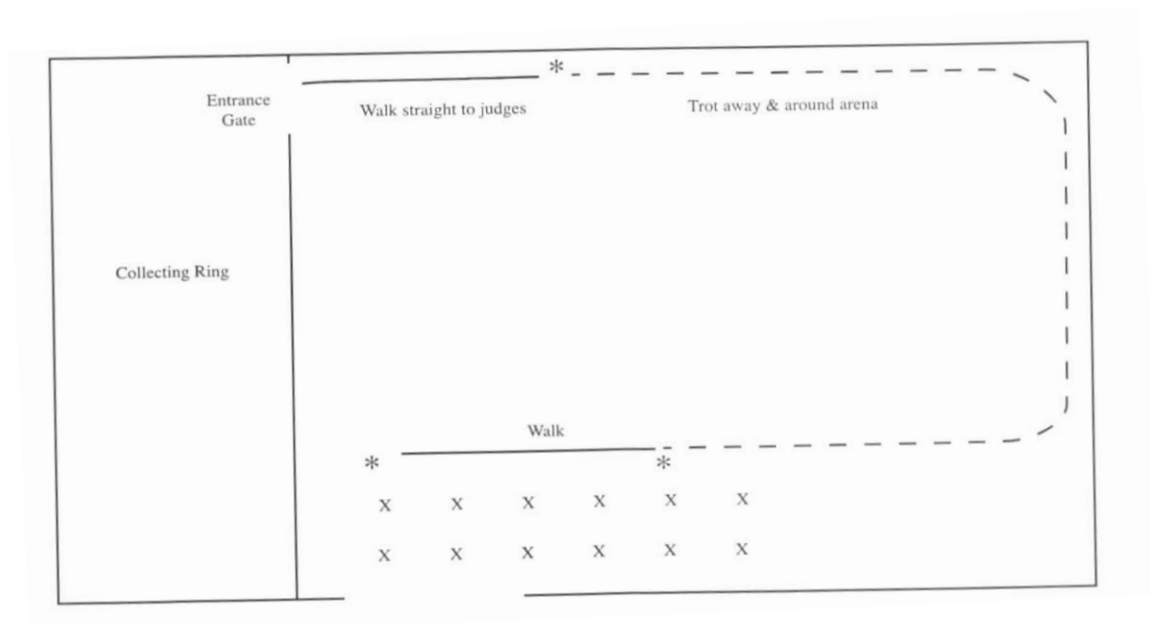




Diagram Three – NZMHA OFFICIAL IN-HAND WORKOUT NO 2.

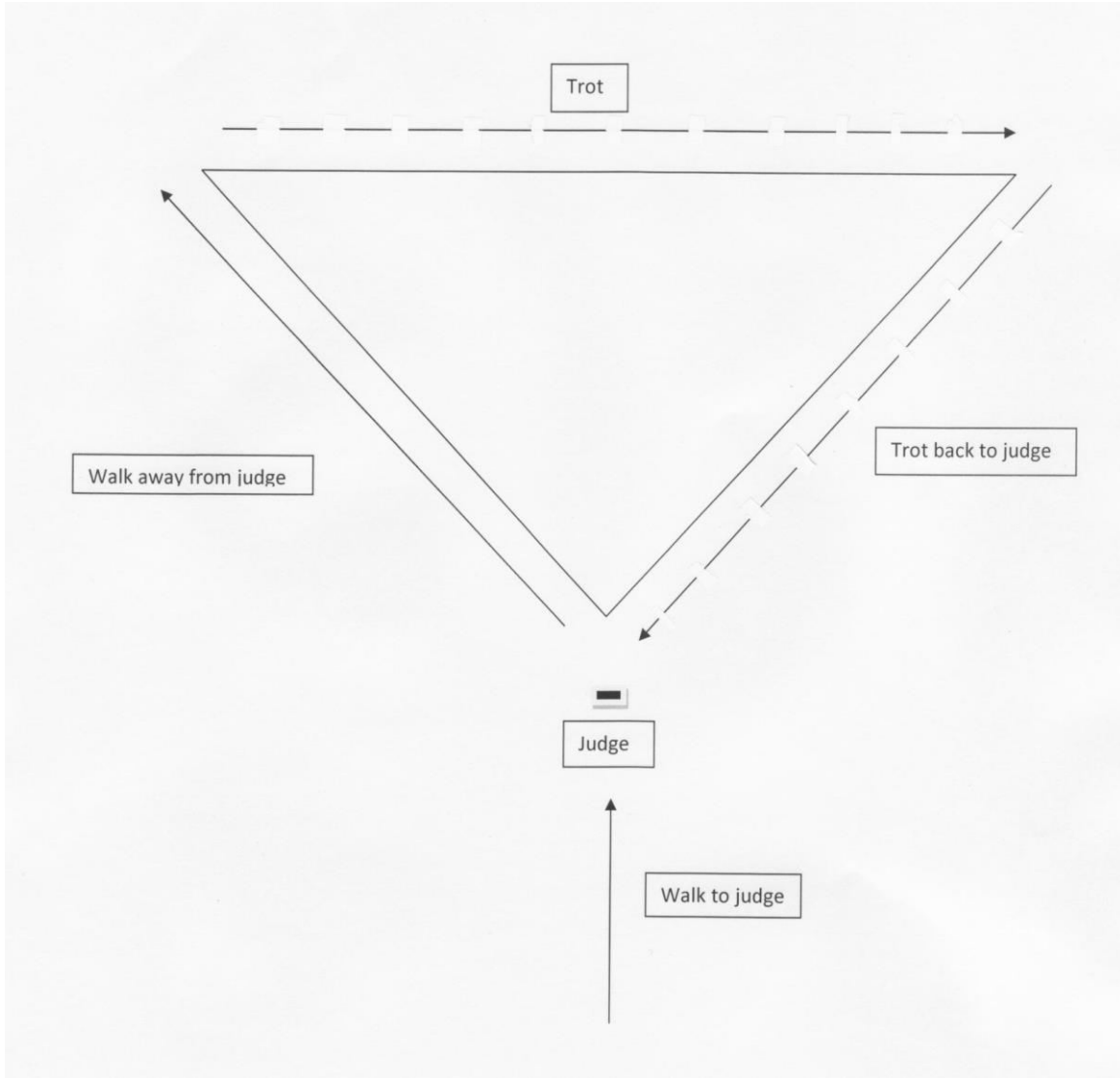


- * Walk straight towards the judges – they will move out of your way.
Trot away from the judges and around arena
- * At cone walk
- X Stand your horse for teeth inspection, facing collecting ring, nose to tail
once all horses have had their teeth (and testicles checked in older stallions) they will be judged.





Diagram Four – NZMHA OFFICIAL IN-HAND WORKOUT – MAY NOT BE USED AT THE NATIONAL SHOW NO. 3





B04 - SPECIALTY HALTER CLASSES

B04.01 - Best Presented

Handlers should strive to present their horses and themselves in a neat and tidy manner. Handlers should present themselves in the appropriate attire. All tack should be clean, tidy, in good repair and appropriate to the type of horse and the handler's attire. The combination of horse and handler should give an overall pleasing appearance.

Basis of Judging - To be judged on overall appearance, cleanliness, appropriateness of attire, condition of the horse and presentation of the horse and handler.

Workout - This class does not use the NZMHA Official In-Hand Workout - Horses are to enter the arena at a walk for judging of overall appearance, and be lined up in order to be judged. No workout is to be performed.

B04.02 - Showmanship

- (a) No whips or canes are permitted in any Showmanship classes.
- (b) Handlers are not permitted to "Hand Set" their horses in Showmanship classes.
- (c) Showmanship pattern to be posted at least two (2) hours before the planned start of the class.

Basis of Judging – To be judged entirely on the handler. The horse and handler are a combination to demonstrate the exhibitor's showmanship skills and ability. The handler will be judged on their ability to show the horse to the judge at all times throughout the class including: setting up in line, during the pattern and when presenting the horse to the judge. The handler will be judged on their smoothness and tidiness in quartering, accuracy in following the pattern, and handling of the horse eg. squareness of halts, correctness of pivot (turn on the haunches) and smoothness of turns and transitions. The conformation and paces of the horse will not be judged.

Workout – The exhibitors will enter the arena clockwise at a walk and set their horse up in the line up facing the centre of the arena. Each exhibitor will be required to perform an individual workout of one of the approved Showmanship Patterns, the pattern to be used to be posted prior to the class. The exhibitor should present their horse in accordance with B04.02.01 - Diagram Three – 'Quartering' at all times they are in the arena, both in the individual workout and when set up in the line up.





B04.02.01 - Diagram Three – Showmanship Instructions - “Quartering”

This system results in the exhibitor always being in a safe position, the exhibitor always being able to see the judge and the horse’s position, the exhibitor always being in a position to keep the horse’s hindquarters from swinging towards the judge should the horse become fractious and unsafe for the judge, and the judge being in a safe position at all times to evaluate the exhibitor’s ability to show the horse as desired.

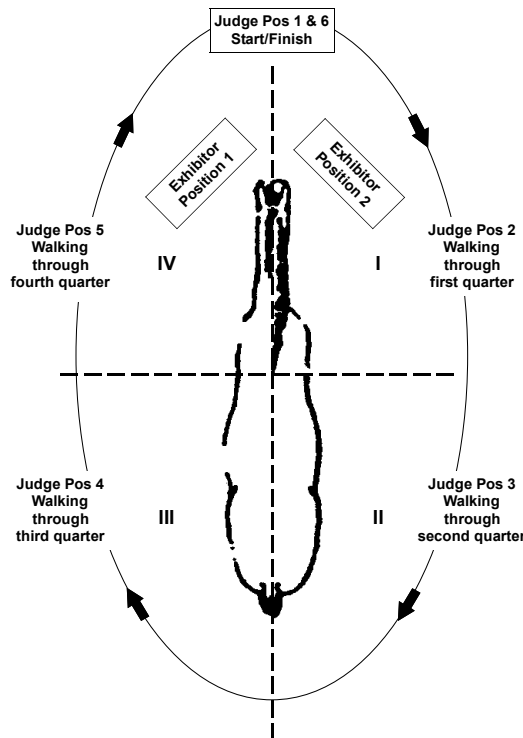
Quartering Positions

Judge

- Standing at Start/Finish - position 1
- Walking in first quarter - position 2
- Walking in second quarter - position 3
- Walking in third quarter - position 4
- Walking in fourth quarter - position 5
- Standing at Start/Finish - position 6

Exhibitor

- Standing in position 1
- Standing in position 1
- Standing in position 2
- Standing in position 1
- Standing in position 2
- Standing in position 1



Information for Judges

After setting up the horse the exhibitor presents the horse to the judge. The judge then **walks steadily** around the horse in a clockwise direction while the handler carries out quartering. The judge may walk around the presented horse in an anti-clockwise direction as a harder test of the handler’s ability, but **the direction the judge walks around the first horse shall be the direction the judge walks around all horses in the class** at this point in the workout.

The judge may also walk in front or behind the line of horses or between the horses in the line to check that handlers are aware of the judge and can quarter smoothly in all situations.

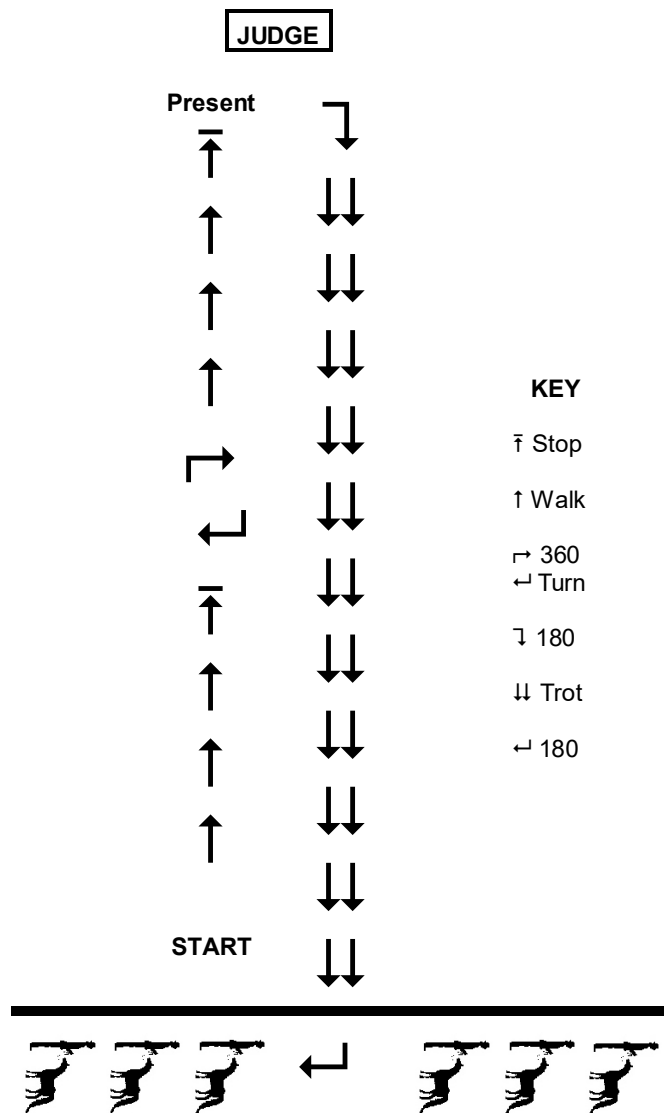
The Steward may be designated as the person exhibitors work to in multi-judge situations. If the steward is designated as the person exhibitor’s work to, then the steward must act in this position for the entire run of each competitor for the entire class.





B04.02.03 - Diagram Five – Showmanship Pattern # 2

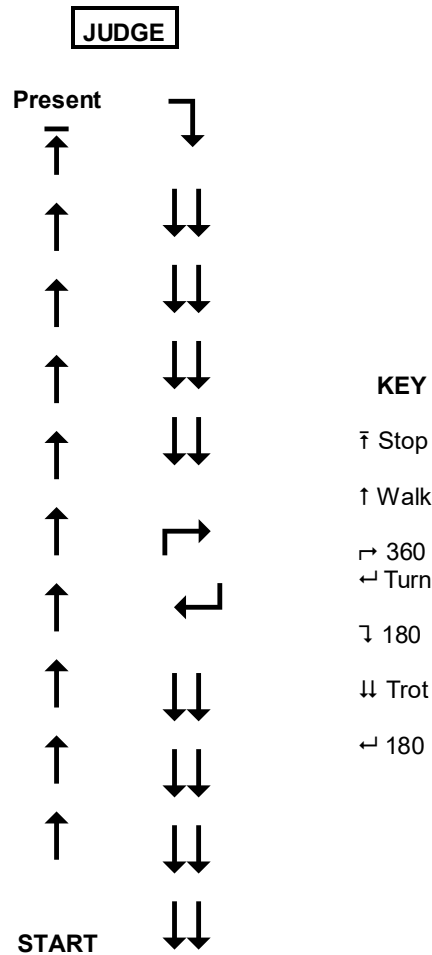
- Walk towards the judge in a straight line.
- Stop ½ way between the line up and the judge and do a 360-degree pivot. – then stop.
Note - All turns are to be to the right
- Continue at a walk towards the judge in a straight line.
- Stop and set up your horse.
- Carry out quartering as judge walks around the horse. (see B04.02.01 Diagram Three for instructions on quartering)
- Upon acknowledgement from the judge – do a 180-degree pivot.
- Trot in a straight line – past the line up – stop.
- Do a 180-degree pivot.
- Walk horse forward to the exact spot in the line up (where you were when you started the pattern) and set up your horse, both horse and handler to be facing the judge.



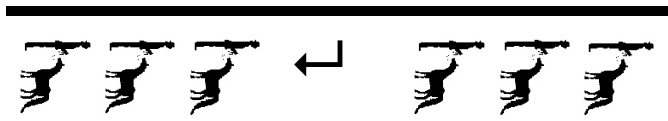


B04.02.04 - Diagram Six – Showmanship Pattern # 3

- Walk towards the judge in a straight line.
- Stop and set up your horse.
- Carry out quartering as judge walks around the horse. (see B04.02.01 Diagram Three for instructions on quartering)
- Upon acknowledgement from the judge – do a 180-degree pivot.
Note - All turns are to be to the right
- Trot towards the line in a straight line.
- Stop ½ way between the judge and the line up and do a 360-degree pivot – then stop.
- Continue at a trot in a straight line – past the line up – stop.
- Do a 180-degree pivot.
- Walk horse forward to the exact spot in the line up (where you were when you started the pattern) and set up your horse, both horse and handler to be facing the judge..



- KEY**
- ⏏ Stop
 - ↑ Walk
 - ↘↗ 360
 - ↙↘ Turn
 - ⇓ 180
 - ⇓ Trot
 - ↙↘ 180

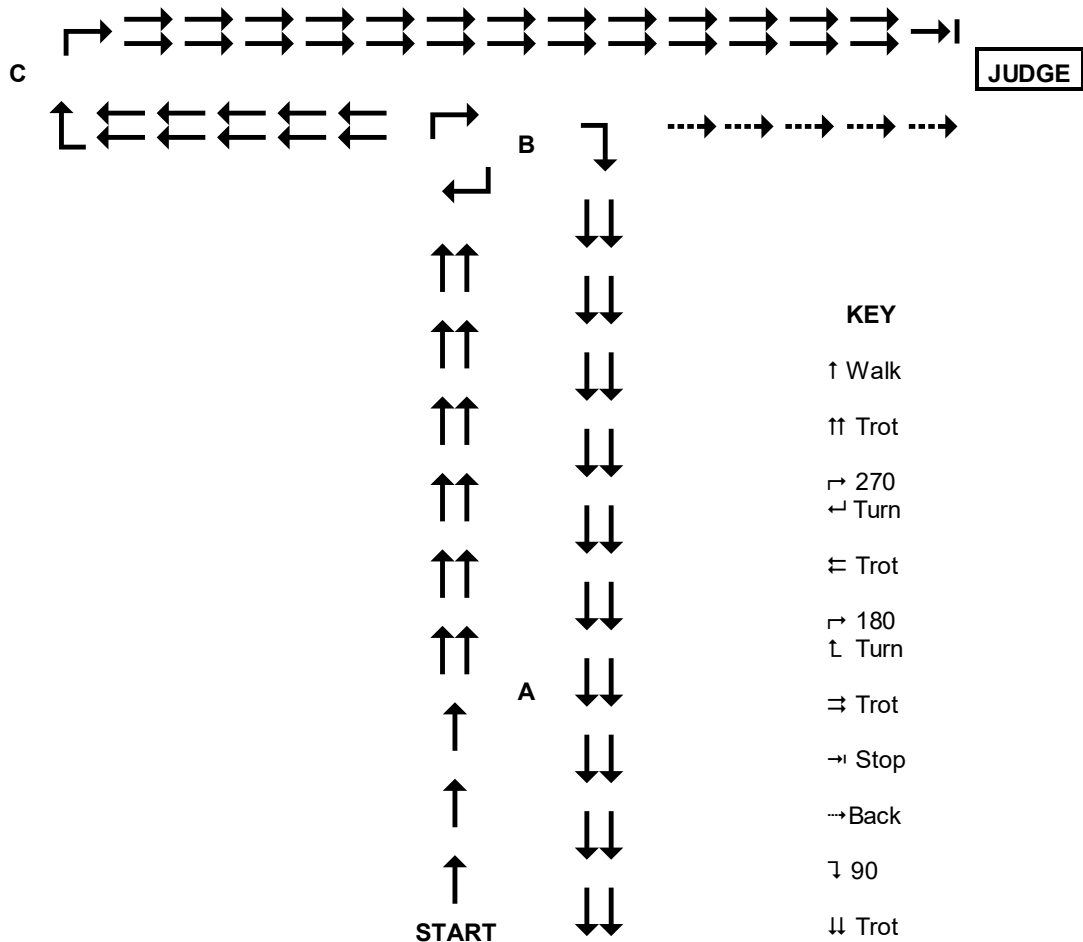




B04.02.05 - Diagram Seven – Showmanship Pattern # 4

- Walk in a straight line to Marker A.
- At Marker A Pickup a Trot and continue to Marker B.
- At Marker B Execute a 270-degree pivot and trot to Marker C.
- At Marker C Execute a 180-degree pivot and trot around Marker B to the Judge.
- Stop and set up your horse.
- Carry out quartering as judge walks past the horse. (see B04.02.01 Diagram Three for instructions on quartering).
- Upon acknowledgement from the judge – Back the Horse 5 Steps.
- Execute a 90-degree pivot and Exit the ring at a Trot.
- Once all horses have been judged enter the ring and line up.

Note - All turns are to be to the right

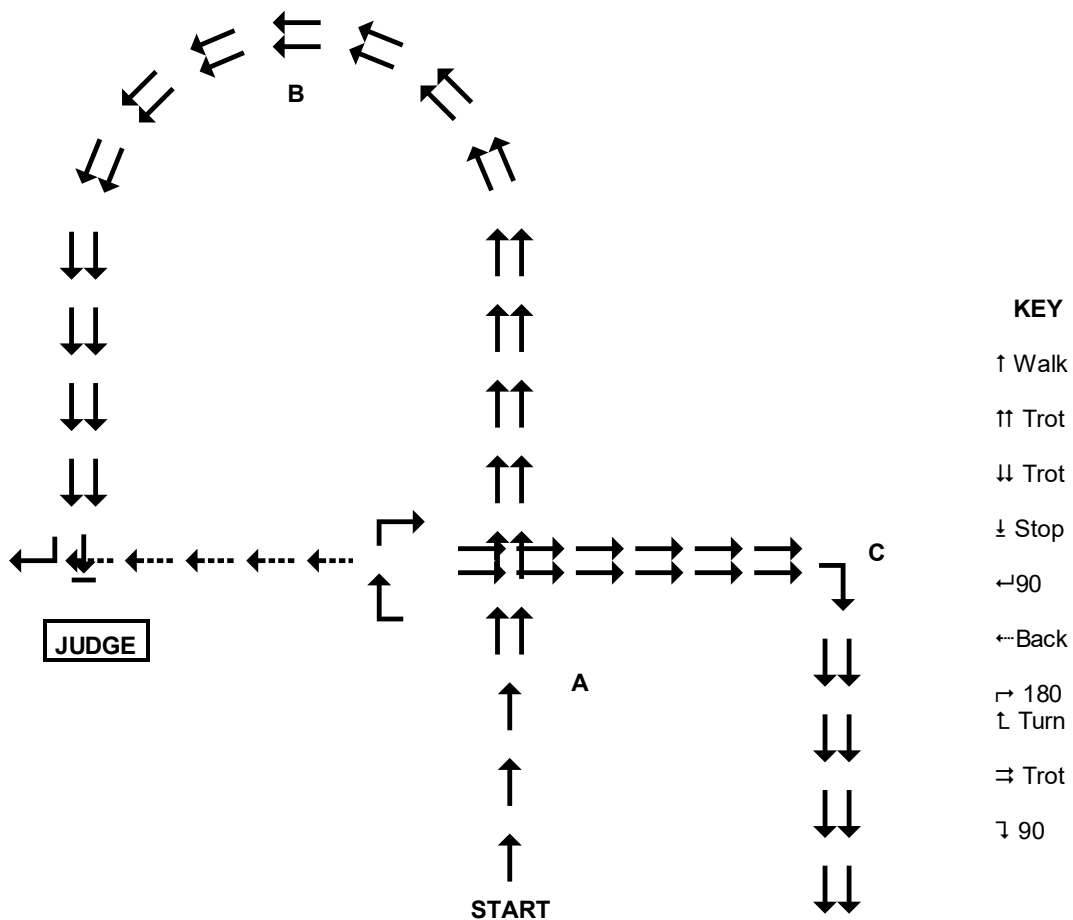




B04.02.06 - Diagram Eight – Showmanship Pattern # 5

- Walk in a straight line to Marker A.
- At Marker A Pickup a Trot and proceed around Marker B to the Judge.
- Stop and set up your horse.
- Carry out quartering as judge walks around the horse. (see B04.02.01 Diagram Three for instructions on quartering).
- Upon acknowledgement from the judge – Execute a 90-degree pivot.
- Back the Horse 5 Steps.
- Execute a 180-degree pivot
- Trot to Marker C.
- Execute a 90-degree pivot and Exit the ring at a Trot.
- Once all horses have been judged enter the ring and line up.

Note - All turns are to be to the right

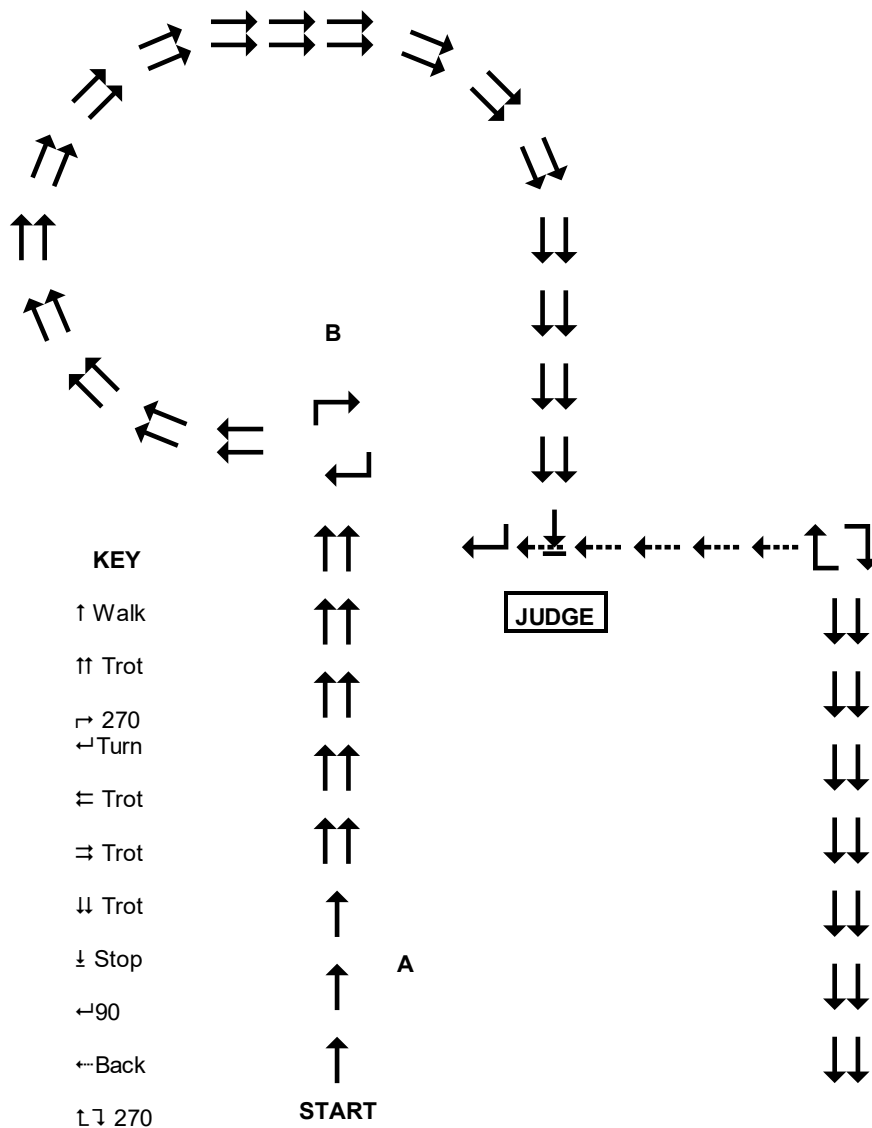




B04.02.07 - Diagram Nine – Showmanship Pattern # 6

- Walk in a straight line to Marker A.
- At Marker A Pickup a Trot and continue to Marker B.
- Execute a 270-degree pivot.
- Trot around Marker B to the Judge.
- Stop and set up your horse.
- Carry out quartering as judge walks around the horse. (see B04.02.01 Diagram Three for instructions on quartering)
- Upon acknowledgement from the judge – Execute a 90-degree pivot.
- Back the Horse 5 Steps.
- Execute a 270-degree pivot and Exit the arena at a Trot.
- Once all horses have been judged enter the ring and line up.

Note - All turns are to be to the right






B04.02.08 - Showmanship Championships

- (a) Scores gained in the previous rounds shall be utilised to determine Championships. There is to be no workoff for Championships;
- (b) When offered Championships must be offered for both Youth (Junior and Senior Youth classes are the qualifying classes) and Adult (Novice and Open are the qualifying classes);

B04.03 - Colour

Note: NZMHA Colour Classes **are not** bound by any other Colour Breed Definition.

- (a) Multi-Colour - Open to horses of all ages with a permanent pattern-factor in the coat of the neck/body (including head, belly, and tail), as per the shaded area on the diagram, and/or underlying pink or multi-coloured (eg mottled) skin as characteristic of pinto and appaloosa colouring. Excluded for eligible colour are white markings with underlying pink skin on the lower legs below the knee/hock (including a 'diminishing spear') and white on the face in front of a line drawn from the base of the ear to the corner of the mouth and under the chin (to include muzzle/lower lip), as per the light areas on the diagram, and "sooty" markings and areas of "non-descript ticking" on the body.



May be further divided into:

Appaloosa - showing any of the appaloosa coat patterns and/or appaloosa mottling.

Pintaloosa - showing both pinto and appaloosa patterns (may be combined and judged as 'appaloosa' but not Other Multi-Colour)

Other Multi-Colour - all other Multi-Colour patterns, including pinto.

First and second place winners of Multi-Colour divisions (if offered) shall contest Champion and Reserve Champion Multi-Colour.

- (b) Solid-Colour - Open to horses of all ages possessing a uni-coloured skin on the neck/body (including head, belly and tail), as per the shaded area on the diagram. The skin may be pink or lightly freckled (as in cremello/perlino, champagne) or dark. Ordinary white markings with underlying pink skin on the lower legs and front of the face as per the light areas on the diagram, are permitted as are darker or lighter mane/tail/points (eg silvers, palominos, bays, buckskins, sorrels, roans), areas of "non-descript ticking" (scattering of white hairs), "sooty" markings (black hairs), and seasonal body markings (eg fleabitten greys, dapples on silvers, greys, bays/browns, and palominos).

May be further divided into:

Silver - Silver Dapple, Silver Chocolate, Silver Bay (Taffy).

Dilute - Palomino, Buckskin, Cremello/Perlino, Champagne, Dun-factor (including grulla, red dun).

Other Solid-Colour - All other solid colour including Black, Brown, Bay, all shades of Chestnut, Grey, and true Roan.

Horses of composite colours (e.g. silver buckskin) or colours hard to distinguish should be shown in the class that most closely describes the most prominent colouring displayed).

First and second place winners of Solid-Colour divisions (if offered) shall contest Champion and Reserve Champion Solid-Colour.





(c) Champion Colour Horse - May be offered, to be judged from the first and second place winners of the appropriate classes in the standard fashion. Separate Category A and B Colour Champion awards are preferable.

Basis of Judging - Horses are to be judged 80% on the NATURAL colour of the horse and 20% on the conformation.

Workout - These classes do not use the NZMHA Official In-Hand Workout - Horses are to be circled both ways of the arena at a walk in order to judge the 80% colour. Horses must be lined up in profile (nose to tail) in order to judge the 20% conformation.

B04.04 - Best Head

Where Best Head classes are included in the schedule separate classes shall be offered for Male and Female, and should be offered for horses 1 year & under and 2 years & over.

Basis of Judging - Judged on the head and the breed standard with allowances for sex of the exhibit.

Workout - This class does not use the NZMHA Official In-Hand Workout – Horses are lined up facing the judge in a line across the arena in order to be judged.

B04.05 - Movement

Where Movement classes are included in the schedule separate classes shall be offered for Category A and B, and should be offered for horses 1 year & under and 2 years & over.

Basis of Judging - All horses shall be viewed at walk and trot, from the side in motion, and coming towards/going away from the judge. Horses should exhibit naturally free flowing movement with consistent rhythm and straightness of stride. Any sign of lameness disqualifies the horse.

Workout – Horses may be circled both ways of the arena at a walk and trot so as to reduce exhibits (i.e. for a first cut). After which an individual work should be completed. Additional individual workouts may be requested to finalise placings.

B04.06 – Youth with a Halter Horse

Basis of Judging – to be based entirely on the handler. The horse shall be regarded as a prop and it is the handler's ability to work the horse to the correct workout, set up the horse and show the horse to its best advantage that shall be considered.

B04.07 – Youth with a Colour Horse

Basis of Judging – as per Colour section rules

B04.08 - NZ Bred Classes

Also to be added to the Showcase and National Show Schedule.

The horses that are eligible to be shown in these classes, are determined as follows;

Sire and Dam are both to have been bred and born in NZ (not in utero imports)

Classes will be as follows:

Young Stock: 1 year and under; fillies, geldings, and colts in the same class

Junior: 2-3 Years; mares, geldings and stallions in the same class

Senior: 4 Years and over; mares, geldings and stallions in the same class





If more than 8 horses in a class then the class will be split into their appropriate genders: i.e. Mares, Geldings and Stallions.

Placings will be as follows:

Champion, Reserve Champion, 3rd 4th

Champions only then come in for NZ Bred Champion of Champions.

B05 - NOVELTY HALTER CLASSES

B05.01 - Costume (Fancy Dress)

- (a) Where Costume or Fancy Dress classes are included on the schedule separate classes should be offered for Adults and Youth.
- (b) All articles of costume attached to the horse shall be fastened safely and securely. No article which may be expected to harm or frighten the exhibitor's horse or any other horse or exhibitor in the ring may be used. . Live animals may not be used as props.
- (c) Suitable footwear is required for all exhibitors.
- (d) Theme - may be stipulated on the schedule, or left to the exhibitor's discretion.

Basis of Judging – Judges discretion.

Workout – Judges discretion.

B06 - PROGENY CLASSES

B06.01 - Produce of Dam

- (a) Two progeny of the dam per entry.
- (b) Either sex of progeny may be shown.
- (c) Limited to one entry per nominated dam. One number is issued to each group of horses. The entry number is to be placed on the lead exhibitor in the group.
- (d) The owner of the nominated Dam must give signed permission of entry.
- (e) Combined Category A and B.

Basis of Judging - Judged with emphasis on the reproductive likeness, uniformity, quality of breed characteristics and conformation **excluding colour**.

Workout - This class does not use the NZMHA Official In-Hand Workout – Each group of horses is lined up in profile (nose to tail) in order to be judged.

B06.02 - Get of Sire

- (a) Two or three get of the sire per entry.
- (b) Either sex of get may be shown.





- (c) Limited to one entry per nominated sire. One number is issued to each group of horses. The entry number is to be placed on the lead exhibitor in the group.
- (d) The owner of the nominated Sire must give signed permission of entry.
- (e) Combined Category A and B.

Basis of Judging - Judged with emphasis on the reproductive likeness, uniformity, quality of breed characteristics and conformation **excluding colour**.

Workout - This class does not use the NZMHA Official In-Hand Workout – Each group of horses is lined up in profile (nose to tail) in order to be judged.

B07 - OWNER/BREEDER CLASSES

B07.01 - Breeders Award of Merit

- (a) The horse shall be exhibited by its Breeder, who shall be the registered Breeder as appears on the horse's NZMHA Registration Certificate.
- (b) Entry is made by the Breeder and is limited to one entry per Breeder. The horse need not be nominated at the time of entry and the horse need not be owned by the Breeder.
- (c) All ages and genders of horse are eligible for entry.
- (d) To be divided into Category A and Category B

Basis of Judging – As per Breed Halter Classes.

Workout – Same as Breed Halter Classes

B07.02 - Three by One Owner

- (a) A group of three horses with **exactly** the same ownership details as recorded on their NZMHA Registration Certificates and/or any Lease horse where the lease has been lodged with the NZMHA registrar.
- (b) At least one of the horses must be exhibited by the Registered Owner
- (c) All ages and genders are eligible for entry.
- (d) May be divided into Category A and Category B

Basis of Judging – As per Breed Halter Classes.

Workout – While a workout is not usually required this is left to the discretion of the judge. Horses file into the arena and line up in profile nose to tail in their respective groups.





B08 -SWEEPSTAKES CLASSES

Category A and B are separate classes. Open to any age or sex within that category.
Judged on the normal halter workout of the day.

All entry fee sweepstakes money and sponsorship money's will be paid out to the Top 10 horses in each category.

1st place	-	25%
2nd place	-	20%
3rd place	-	15%
4th place	-	10%
5th to 10th places		5%

